



INOXTEEL flex

Design + Flexible + Metal Interior

Color Stainless Steel Interior Finishing Material for Easy and Convenient Installation.

The Best Premium Material with **Natural and Smooth Edges to create Perfect Joint Section.**

Flexible Finishing for Round Column and Curved Walls



Easy Big-Scale Construction

PVC Formboard is applied to the back to facilitate Big-Scale Application, increasing the simplicity of construction by using A single Size for the Increased Productivity and Economic Efficiency



Easy Curved Surface Construction

Due to the flexible nature of the material, it can be easily installed on Round Columns and curved walls.



Anti-fingerprint function and easy cleaning

NCC coating (nanoceramic coating) has Anti-Fingerprint, Anti - Contamination, Scratch Resistant, Anti-bacterial, and Anti-Fungal functions, to minimizes maintenance.



Highly Efficient Bog-scale Roll-to-Roll System

Roll-to-roll process, increases Productivity, Color Uniformity, and Quality consistency with mass production



Relatively Light Weight

Minimizes weight by laminating PVC foam board to Stainless Steel. Easy to Fabricate and Convenient Installation.



Eco-friendly material & high durability

Use of Authenticated STS.
Enhanced Surface Durability and Hardness achieved by NCC technology. Suppressed Corrosion with Weatherability.

Installation Video



Official Website



www.colorstainless.com

- PDL Steel Works Sdn. Bhd. (Exclusive Fabricator)

43 Jalan SILC 2/14, Kawasan Perindustrian SILC,
79200 Iskandar Puteri, Johor.
TEL: 07-361 5226 FAX: 07-353 6403
WEB: <http://www.pdlsw.com.my> Email: pdl@mydsp.com.my



- Bran County (M) Sdn. Bhd. (Malaysia & Singapore Sole Distributor)

39 Jalan SILC 2/14, Kawasan Perindustrian SILC,
79200 Iskandar Puteri, Johor.
TEL: 03-62725262
WEB: <http://www.mydsp.com.my> Email: bcm@mydsp.com.my



- IMS Industries Resources Sdn. Bhd. (Malaysia & Singapore Sole Distributor)

Lot 122, Jalan Sri Ehsan 6, Taman Sri Ehsan,
52100 Kepong, Kuala Lumpur.
TEL: 03-62725262
WEB: <http://www.imsir.com.my> Email: ims@mydsp.com.my



- DSP Co., Ltd. (Marketing Office)

#808 B, Woolim W-City, 9-22, Pangyo-ro 255beon-gil, Bundang-gu,
Seongnam-si, Gyeonggi-do, 13486, South Korea.
TEL +82 31 628 8700 | FAX +82 31 628 8707

- DSP Co., Ltd. (Headquarters & Manufacturing)

439-24, Jangjae-ro, Saengnim-myeon, Gimhae-si,
Gyeongsangnam-do, 50801, South Korea
TEL +82 55 323 8521 | FAX +82 55 327 5060

www.colorstainless.com



INOXTEEL flex

Wallpaper type panel - Stainless steel

www.colorstainless.com



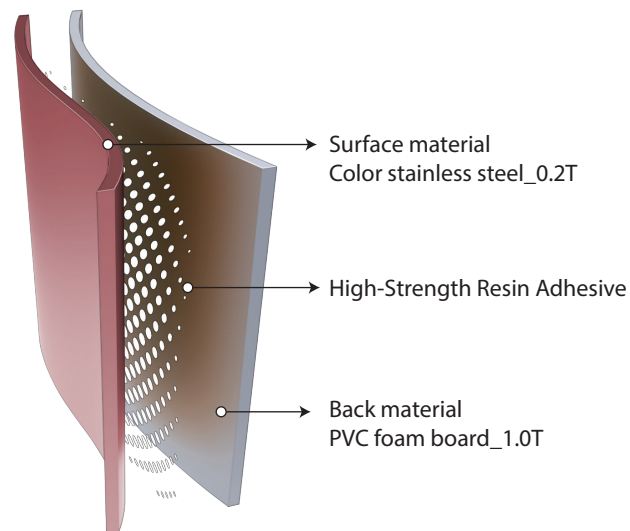
Beyond your imagination
DSP Co., Ltd.

'ANYONE' can *flex* the interior with INOXTEEL *flex*; Color Stainless Steel


INOXTEEL *flex*

Patent Application No. 10-2650895
Patent Application No. 10-2650221
Patent Application No. 10-2519410

Product Structure




Size (Unit:mm)



* Customized Size Available

Colors and Surfaces

* Please note that colors may vary depending on printing and may differ slightly from the actual product.



Installation Process

① Installation and Base Preparation

After inspecting foreign substances, lifting, cracks, etc. on the attachment surface, repair the defective part, apply primer, and dry it sufficiently.



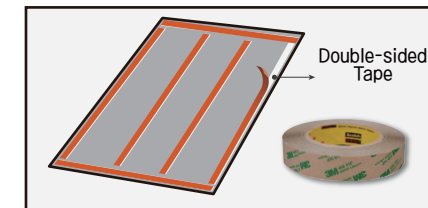
④ Compression

Rub it with a towel or cloth so that it can be pressed against the wall and stick well.



② Apply double-sided tape or adhesive

After attaching the double-sided tape to the outer edges of the back of the product, attach it evenly to the inside as well.



⑤ Removal of Protective Film

After the panel attachment to the construction area is completed, neatly remove all protective films on the surface.

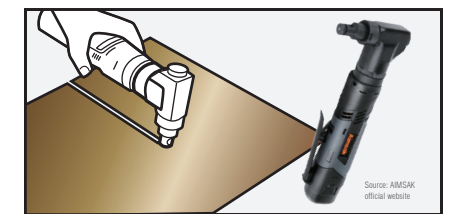


③ Application

Position it well from the edge of the product and stick it on as if applying wallpaper.



* When you need to cut the product at the construction site, you can simply cut with a 'nibbler'.



Precautions and Recommended Adhesive



- Due to the nature of stainless steel, the corners may be sharp, so we recommend wearing gloves to avoid injury.
- Please note that when cutting using tools like nibbler, the edges can be sharp, so please be careful.
(*The cut edges can be sharp so do not touch them. (We are not responsible for injuries from cutting.))
- It's a product that can be constructed with butt joint, so you do not need extra caulking. However, you can apply if needed.
- Since it's made of metal, it can't be restored to its original state if it's bent or folded, so please be careful when installing.
- Wipe it with a soft wet cloth when cleaning. (When using iron, scrubber, etc., the surface can be damaged with scratches.)

Recommended Double-sided Tape | 3M 467(468) Inorganic Double-sided Tape

Finishing Methods

■ Finishing the edges using 'Corner Molding'



■ Finishing the floor using 'Gubdori' (Skirting)

